
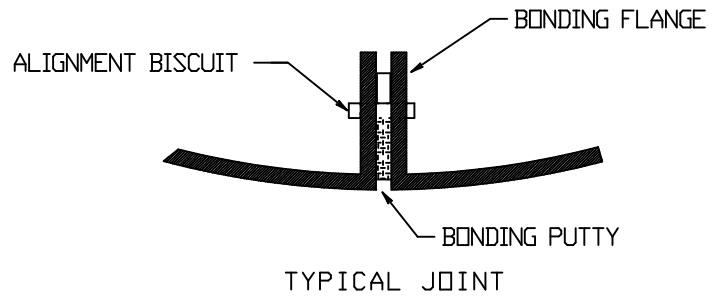
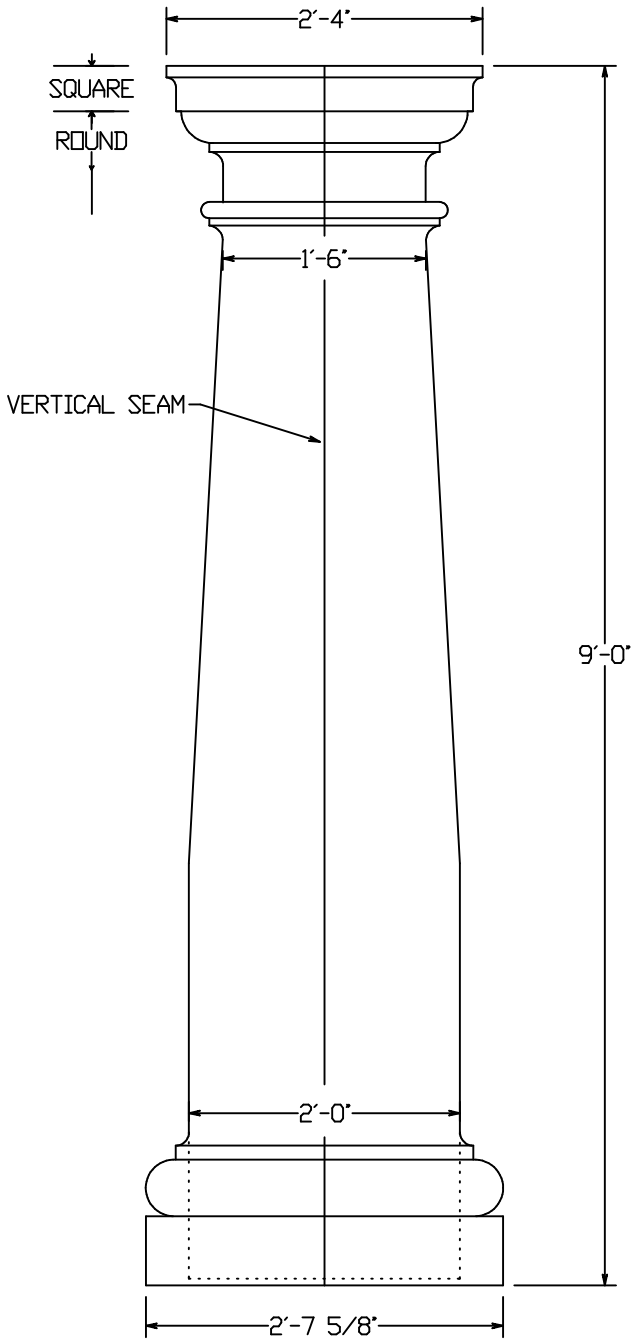


COLUMN	Tuscan	S-09-0-D
Height Range	7'-0" thru 9'-0"	
Capital	2'-4" sq	
Base	2'-7 5/8" separate	
Throat	1'-6"	
Shaft	2'-0"	
Column is molded in halves		
Bonding flanges continuous		
Shipping weight approx.		90 LB.



MODEL S - 09 - 0 - D

CF FLORIDA  
CO LUMNS

MANUFACTURED BY:  
© ALL RIGHTS RESERVED

SPAULDING CRAFT INC.  
TEL 727-726-2316 FAX 725-2897