
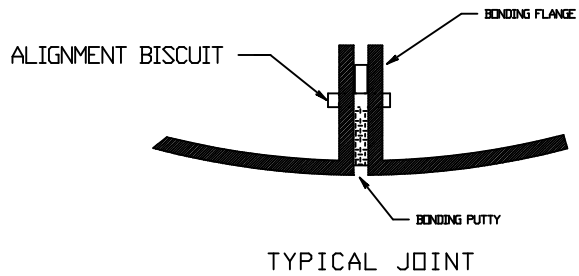
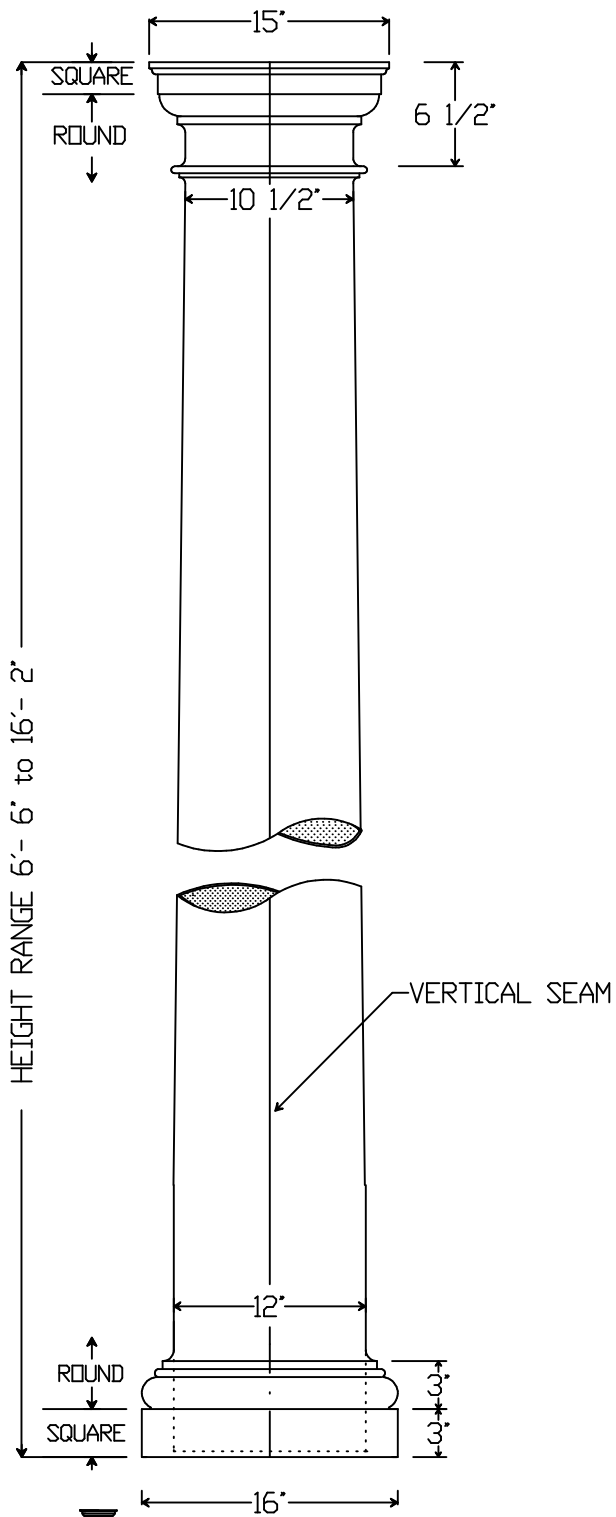


COLUMN	Doric	S-08-0-D
Height Range	6'-6" to 16'-2"	
Capital	15"sq.	
Base	16"sq. separate	
Throat	10 1/2"	
Shaft	12"	
Column is molded in halves		
Bonding flanges continuous		
Shipping weight approx.		55 lb.



MODEL S - 08 - 0 - D

FLORIDA
COLUMNS

MANUFACTURED BY:
© ALL RIGHTS RESERVED

SPAULDING CRAFT INC.
TEL 727-726-2316 FAX 725-2897